

VIRGINIA STANDARDS OF LEARNING

RELEASED TEST

GRADE 3 READING
2010 English Standards of Learning

Released Spring 2015

Property of the Virginia Department of Education

Copyright ©2015 by the Commonwealth of Virginia, Department of Education, P.O. Box 2120, Richmond, Virginia 23218-2120. All rights reserved. Except as permitted by law, this material may not be reproduced or used in any form or by any means, electronic or mechanical, including photocopying or recording, or by any information storage or retrieval system, without written permission from the copyright owner. Commonwealth of Virginia public school educators may reproduce any portion of these released tests for non-commercial educational purposes without requesting permission. All others should direct their written requests to the Virginia Department of Education, Division of Student Assessment and School Improvement, at the above address or by e-mail to Student_Assessment@doe.virginia.gov.

General Information

1. There is a section break near the midpoint of the Grade 3 Reading test. The section break in this document is shown after question 19 of 40.
2. The images of the reading passages and questions in this document reflect how they appear in the online version of the test.
3. Presentation of the passages and questions:

In the online version of the test-

- the reading passage is presented first on the left side of the screen. On subsequent screens, the passage remains on the left while questions associated with the passage are presented on the right.
- students may navigate through the passage while answering the questions associated with the passage.

In this document-

- the reading passage is presented on the left side of the page. On subsequent pages, the questions associated with the passage are presented on the right, but there is not a static image of any part of the passage on the left; there is text that reads: In the online version of the test, the reading passage appears on the left side of the screen.

SAMPLE A

Aunt Jackie's Ring

- 1 For Mary's birthday, her aunt gave her a ring that was more than 100 years old. "Take good care of it," her aunt warned. She did just that until one day Mary looked down at her hand and noticed the ring was gone.
- 2 *Aunt Jackie is going to be so disappointed in me,* thought Mary. Then Mary remembered she put the ring in her pocket when she washed her hands at the sink. *Thank goodness!* Mary said to herself. After that, she never took off Aunt Jackie's ring again.

This story is mostly about —

- A a normal day
- B Mary's aunt
- C a special ring
- D Mary's birthday

Directions: You do not need to read a passage to answer the question. Read and answer the question. Click on the correct answers.

SAMPLE B

Which two words are synonyms of ordinary?

One of Mario's toy cars is very rare, while the other one is ordinary.

regular

easy

popular

common

interesting

The Cook's Surprise

- 1 Danielle loved to cook delicious food on Saturdays. She enjoyed seeing her family members smile as they tasted a meal she made. Today Danielle had a surprise for her younger brother and sister. She had baked cupcakes early in the morning, while Martin and Madison were still asleep.
- 2 After lunch Danielle decided to take her brother and sister their surprises. Danielle carried the two cupcakes as she walked from room to room. She could not find Martin and Madison anywhere.
- 3 At last, Danielle entered the laundry room. There she noticed bits of yellow ribbon on the floor. Scraps of blue cloth lay next to the sewing machine, which had not been used in years. She thought it was an odd sight but decided to keep looking for her brother and sister.
- 4 On her way back to the kitchen, Danielle had a perfect idea. She set the cupcakes on the table and found a sheet of paper and a marker. In large letters, she wrote, "For Martin and Madison." She imagined Martin and Madison grinning with delight when they discovered the surprise.
- 5 Suddenly, Danielle heard noises coming from her bedroom. She decided to find out what was happening.
- 6 "Surprise!" shouted two voices when Danielle opened her door.

Directions: Read the story and answer the questions that follow.



7 Danielle's heart jumped. Martin and Madison were waiting for her, and they had a package in their hands.

8 "This is for you," said Martin.

9 "Open it," added Madison.

10 Danielle took the package. Her hands quickly ripped off the shiny paper, and she opened the box. There was a blue apron folded neatly inside.

11 "We wanted to make a surprise for you because you're such a nice sister," said Madison. "You are always thinking of us."

12 "I drew the apron pattern on the blue cloth and cut it out," Martin said.

13 "Mom helped me sew the apron, and we attached the yellow ribbon," beamed Madison.

14 Danielle held the apron. She noticed the crooked lines of stitching along the edges, but she didn't mind the small sewing mistakes. To her, this was the most beautiful apron she had ever seen.

15 "Thank you. It's perfect," said Danielle.

16 As she put on the apron, Danielle suddenly remembered the cupcakes she left on the table.

17 "I have a surprise for you too!" Danielle said, as she began leading her brother and sister down the hall into the kitchen.

Directions: Read the story and answer the questions that follow.



In the online version of the test, the reading passage appears on the left side of the screen.

Another good title for this story would be —

- A** Sewing New Clothes
- B** Baking for the Family
- C** A Morning Snack
- D** Gifts for Everyone

In the online version of the test, the reading passage appears on the left side of the screen.

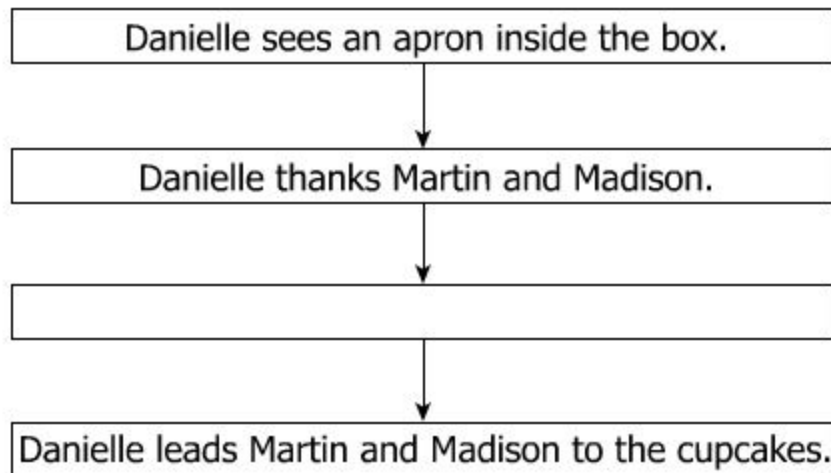
Danielle keeps the cupcakes a secret by —

- A** moving them to the laundry room
- B** making them in the morning
- C** placing them inside a box
- D** covering them with paper

In the online version of the test, the reading passage appears on the left side of the screen.

Directions: Click and drag the correct answer to the box.

Complete this flow chart.



- Danielle looks at the edges of the apron.
- Danielle finds bits of cloth in the laundry room.
- Danielle sets the cupcakes on the table.
- Danielle walks into her bedroom.
- Danielle tries on the apron.

In the online version of the test, the reading passage appears on the left side of the screen.

Danielle is pleased with the surprise most likely because she —

- A** needs to wear it when making cupcakes
- B** can cook more often for her family
- C** enjoys wearing blue and yellow clothes
- D** can tell that her family cares about her

In the online version of the test, the reading passage appears on the left side of the screen.

What will Martin and Madison most likely do next?

- A** Make another apron
- B** Help their sister cook
- C** Clean the laundry room
- D** Bite into their cupcakes

In the online version of the test, the reading passage appears on the left side of the screen.

Which of these do the characters have in common?

- A** They think of others.
- B** They sleep late.
- C** They sew clothes.
- D** They like to cook.

In the online version of the test, the reading passage appears on the left side of the screen.

What is the root word in "discovered"?

- A** disc
- B** disco
- C** cover
- D** over

Useful Weeds of the Sea

1 Seaweed may not be on many shopping lists, but it plays a big part in people's everyday lives. Seaweed is a plant that grows in the shallow waters near the shores of the world's oceans.

2 In some parts of the world, especially near the ocean, people eat seaweed all by itself. It has lots of vitamins and is a healthful treat. In



© iStockphoto.com/Markus W. #1280105

places where seaweed is not served as a meal, people use goods that are made from these plants. Hundreds of everyday items have seaweed in them.

3 Seaweed helps many people keep their teeth clean. Toothpaste stays thick when it comes out of the tube because of a gel from a type of red seaweed. No one can see the seaweed in the toothpaste because it is mixed with the gel. This gel is in shampoo and makeup too.

Directions: Read the article and answer the questions that follow.



- 4 Without seaweed, ice cream and yogurt would not be as thick or creamy but would seem rather lumpy and watery. Many people eat foods with seaweed without even knowing it.
- 5 Seaweed also helps plants grow. Many farmers around the world spray their fields with seaweed. They buy the seaweed after it has been made into a liquid. The seaweed becomes food for the plants. The vegetables on people's plates often come from these farms.
- 6 People cannot see seaweed in the foods they eat or in the items they use to look their best. However, none of these things would be the same without this useful weed that comes from the sea.

Directions: Read the article and answer the questions that follow.



In the online version of the test, the reading passage appears on the left side of the screen.

Some people eat seaweed all by itself because they most likely —

- A** do not know it is used in other foods
- B** eat many foods that come from the ocean
- C** enjoy foods that add color to the meals they eat
- D** do not like how it tastes mixed with other foods

In the online version of the test, the reading passage appears on the left side of the screen.

Based on the article, seaweed makes ice cream and yogurt —

- A** last longer
- B** taste different
- C** sell faster
- D** look different

In the online version of the test, the reading passage appears on the left side of the screen.

Which question is answered in the article?

- A** What does seaweed taste like?
- B** Where do farmers buy seaweed?
- C** Which ocean has the most seaweed?
- D** Which goods have seaweed in them?

In the online version of the test, the reading passage appears on the left side of the screen.

The author wrote this article most likely to —

- A** give facts about an ocean plant
- B** list kinds of ocean plants
- C** tell about people who eat ocean plants
- D** tell how to cook with ocean plants

In the online version of the test, the reading passage appears on the left side of the screen.

Directions: Click on the correct shaded area.

In an Internet search about oceans, which website would most likely have information about where red seaweed grows?

Search:

Results:
1–5 of 29,900,000

[Life in the Ocean](#)

Learn about whales, dolphins, and many other creatures of the **ocean** . . .

[Ocean Habitats](#)

Learn to recognize the **ocean** homes of many types of fish . . .

[Discover Ocean Plants](#)

Find interesting facts about plants that live in the **ocean** . . .

[Photos of the Ocean Floor](#)

Follow a team of divers who take amazing pictures of the **ocean** floor . . .

[Foods From the Ocean](#)

Discover how food from the **ocean** ends up on people's plates . . .

Want to Send a Secret Message?

Here are three amazing ways to do it!

Secret messages have been around for hundreds of years. Spies used them to pass important information without being caught. The next time you want to send a secret message, try one of these fun ideas!

Lemony Letter

What You Will Need:

- A lemon
- A knife
- A small cup
- A thin paintbrush
- A piece of white paper
- A lamp



1. To have enough juice, gently roll the lemon back and forth against the table with your palm.
2. Have a grownup cut the lemon in half.
3. Squeeze the lemon so the juice drips into the cup.
4. Dip the paintbrush into the juice and write a message on the paper. When the "ink" dries, the paper will appear blank.
5. Give your secret message to a friend or family member.
6. Have the person who receives your message hold the paper near a light bulb. The heat will make the secret message appear! The lemon juice will turn a brown color.

Directions: Read the flier and answer the questions that follow.



Mirror Message

What You Will Need:

- A potato
- A potato peeler or knife
- A bathroom mirror



1. Ask a grownup to peel the skin from one end of the potato.
2. Using the peeled end of the potato, write a message in big letters on the bathroom mirror.
3. Your message will be invisible until you take a bath or shower. When you take a shower or bath, close the door so the steam stays in the bathroom. Steam from the hot water will appear on the mirror and make your message show.

Surprise someone else! Write a message on the bathroom mirror for a family member. See how long it takes for the person to discover your secret message.

Directions: Read the flier and answer the questions that follow.



Crazy Crayon

What You Will Need:

- A piece of white paper
- A white crayon
- Dark-colored paint
- A paintbrush



1. Using the white crayon, write your message on the paper. It will be difficult to see the markings, so be careful.
2. Give your secret message to a friend.
3. Have your friend use the paintbrush to spread the paint over the paper. The message will appear on the paper as the person paints.

It's amazing! The paint does not stick to the waxy crayon, so the words will show through.

Directions: Read the flier and answer the questions that follow.



In the online version of the test, the reading passage appears on the left side of the screen.

What makes the secret message appear in "Lemony Letter"?

- A** Heat
- B** Light
- C** Juice
- D** Water

In the online version of the test, the reading passage appears on the left side of the screen.

In "Mirror Message" when the steam in the bathroom is gone, the message will most likely —

- A** spread
- B** turn white
- C** disappear
- D** turn brown

In the online version of the test, the reading passage appears on the left side of the screen.

In step 3 of "Mirror Message," what does the word invisible mean?

- A** clear
- B** small
- C** hidden
- D** forgotten

In the online version of the test, the reading passage appears on the left side of the screen.

"Lemony Letter" and "Mirror Message" are alike because both —

- A** need help from a grownup
- B** need the use of a lamp
- C** have messages that must be dry to be read
- D** have messages that must be painted to be read

In the online version of the test, the reading passage appears on the left side of the screen.

In "Crazy Crayon," it is hard to see the message before painting over it because the message —

- A** needs to be next to light
- B** takes a long time to change color
- C** is written on dark paper
- D** is written in a white color

In the online version of the test, the reading passage appears on the left side of the screen.

One reason to read the flier is to —

- A** find out when spies need to use secret messages
- B** learn how secret messages are made
- C** discover secret messages that have been sent in the past
- D** learn about the first person to send a secret message

In the online version of the test, the reading passage appears on the left side of the screen.

The author puts numbers before some sentences in the flier to —

- A** list the steps in the order of importance
- B** order the steps the reader will follow
- C** show how many items the reader needs in each step
- D** tell about how many minutes each step will take

The first section of the test ends here.

Directions: You do not need to read a passage to answer the question. Read and answer the question.

Read this sentence and dictionary entry.

In the winter, grocery stores charge too much for strawberries.

charge (chärj) v. **1.** To give orders. **2.** To set as a price. **3.** To fill up completely. **4.** To rush forward.

Which meaning of charge is used in the sentence?

- A** 1
- B** 2
- C** 3
- D** 4

Directions: You do not need to read a passage to answer the question. Read and answer the question. Click on the correct answers.

Guide words:

camera — cause

Which two words would appear on the same page as these guide words?

carrot

cabin

calm

canal

cave

A Hidden Treasure

- 1 Evan and his 16-year-old brother, Mark, liked spending time with their grandmother. Today, though, Grandma was busy painting.
- 2 "May I help you paint your kitchen, Grandma?" asked Evan.
- 3 "Your mom is helping me," Grandma replied with a smile. "Maybe you could play a game with Mark. I have some games in the attic."
- 4 The brothers nodded. They climbed the steps and opened the attic door to look for the games.
- 5 Instead of a game, Evan found an old journal in a dusty trunk. He opened the pages and discovered a map! The drawing showed Grandma's house, a raindrop inside a square, two little triangles, and a dock. Best of all, a large "X" marked the "Greatest Fishing Spot," which was near the dock.
- 6 Excitedly, Evan asked Mark, "Do you think we can find this fishing spot?"
- 7 Mark took a closer look at the map. "Let's try," he said, and they thundered down the steps.
- 8 "Mom, we're going outside on a treasure hunt!" Evan shouted from the back door.
- 9 "Okay," Mom laughed, shaking her head.

Directions: Read the story and answer the questions that follow.



Directions: Read the story and answer the questions that follow.

- 10 "The square with the raindrop is behind Grandma's house," Mark said, narrowing his eyes as he examined the map.
- 11 When he looked up, Mark noticed a faded blue spot on the water tower nearby. "Look!" he exclaimed. "The water tower once had a raindrop painted on it. That must be it."
- 12 Next, the boys searched for the two small triangles near the tower. Before long, Evan patted the trunks of two pine trees.
- 13 "These trees must be the triangles on the map," he decided. "They're in the right places."
- 14 "Now we just need to find the dock," Mark said. The two boys searched the riverside near the trees, but they found only weeds.
- 15 Evan finally suggested that Grandma might remember the old dock.
- 16 The boys rushed into the kitchen with their question as Grandma and Mom were washing their paintbrushes.
- 17 "That dock was torn down a long time ago," Grandma explained. "How did you know about it?" she puzzled.
- 18 The boys presented the map, and Mom smiled. "That's my map I made when I was a young girl. Grandma and I loved fishing from the old dock."



19 "Wow! Could you take us to that place? The dock is no longer there, but maybe it's still a great fishing spot," Evan said hopefully.

20 Grandma smiled, remembering the times she spent with Mom. "Sure," she agreed. "Let's see if the fish still like it there."

21 "I'll get our fishing poles," Evan offered. The map had certainly led to a treasure and a chance to spend time with Grandma.

Directions: Read the story and answer the questions that follow.



In the online version of the test, the reading passage appears on the left side of the screen.

The title tells readers that a character in the story will most likely —

- A** spend time outdoors
- B** need to draw a map
- C** go to an amazing place
- D** search for something

In the online version of the test, the reading passage appears on the left side of the screen.

Paragraph 5 is important to the story because it —

- A** tells what is on the map
- B** tells why Evan likes to go fishing
- C** shows how the attic looks
- D** shows where Grandma lives

In the online version of the test, the reading passage appears on the left side of the screen.

After Evan and Mark find the map, they both feel —

- A** wise
- B** calm
- C** proud
- D** eager

In the online version of the test, the reading passage appears on the left side of the screen.

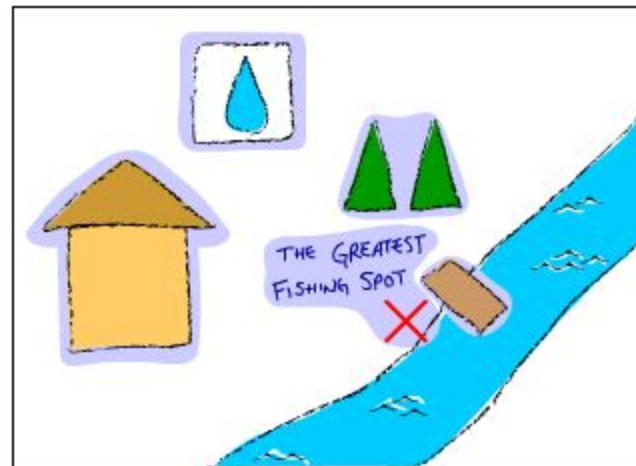
Where does this story begin and end?

- A** At the river
- B** Near the trees
- C** In the kitchen
- D** In the attic

In the online version of the test, the reading passage appears on the left side of the screen.

Directions: Click on the correct shaded place on the map.

Based on the story, where does the map first lead the boys?



In the online version of the test, the reading passage appears on the left side of the screen.

Which question is answered at the end of the story?

- A** What brings fish to a certain area?
- B** What happened to the old dock?
- C** How often did Mom go to the old dock?
- D** How many fish does Grandma catch?

In the online version of the test, the reading passage appears on the left side of the screen.

Directions: Click and drag the words to the correct boxes.

Place these words in alphabetical order.

steps
shouted
searched
smiled
spend

- 3 When the chicks hatch from the eggs, they are covered with yellow fuzz and black spots. Their colors match the sandy ground. This coloring helps them hide from dangerous animals. The mother and father ostrich protect the chicks too. Before long, feathers replace the fuzz on the chicks. Their new fluffy feathers trap air and keep the chicks warm at night.
- 4 The young birds learn to peck the ground and eat plants by watching older ostriches. They eat mostly plants, seeds, and roots but will also eat insects and small lizards. This diet helps the chicks grow quickly, almost a foot each month!

Speedy Runners

- 5 Although these birds cannot fly, powerful legs help them move quickly. Ostriches can bolt across the ground at 43 miles per hour. They keep their wings outstretched while running. This helps them keep their balance, especially when changing direction.

Directions: Read the article and answer the questions that follow.



Staying Safe

- 6 With such speed, ostriches outrun most predators, but they know how to defend themselves too. Their strong legs can deliver a kick that stops a lion! Ostriches use another trick to stay safe. They sit down on the ground, rest their heads on the sand, and lie very still. The sand blends with the color of the ostriches so other animals do not notice them.
- 7 Today, wild ostriches live in Africa, but many tame ones live on farms and in zoos. Ostriches are unusual-looking birds, but their power and speed make them one of the fastest animals on land.

Ostrich Facts

Life span	30–40 years
Weight	350 pounds
Height	8–9 feet
Egg weight	3 pounds
Nest size	Up to 8 feet wide
Herd size	Usually fewer than 12 birds

Directions: Read the article and answer the questions that follow.



In the online version of the test, the reading passage appears on the left side of the screen.

Based on paragraph 4, the reader can tell that —

- A** chicks learn to eat by watching older ostriches
- B** ostriches need people to feed them a healthy diet
- C** plants are easier for ostriches to feed on than insects
- D** chicks wait to eat until the grown ostriches finish

In the online version of the test, the reading passage appears on the left side of the screen.

Paragraph 6 explains that one way ostriches keep themselves safe is by —

- A** flying
- B** digging
- C** kicking
- D** sleeping

In the online version of the test, the reading passage appears on the left side of the screen.

What information can be learned by reading the chart at the end of the article?

- A** What do ostriches use to build a nest?
- B** Why do ostriches keep the herd size low?
- C** How long do ostriches live?
- D** How many eggs do ostriches lay?

In the online version of the test, the reading passage appears on the left side of the screen.

Based on the article, one way the male leader is like the females in the herd is that he helps —

- A** make the nest
- B** guard the eggs
- C** hide the chicks
- D** feed the chicks

In the online version of the test, the reading passage appears on the left side of the screen.

The feathers of an ostrich help the bird —

- A** run fast
- B** stay warm
- C** move quietly
- D** look bigger

In the online version of the test, the reading passage appears on the left side of the screen.

Based on the article, what can the reader most likely tell about ostriches?

- A** They can run faster than any other animal.
- B** Their wings are their most useful part.
- C** Their speed helps them escape.
- D** They usually kick their enemies.

The Search

- 1 I've emptied my sports bag
- 2 Checked in the car
- 3 Reached under the sofa
- 4 And searched near and far.

- 5 But hunt as I may
- 6 I've got only one shoe—
- 7 And where its mate is
- 8 I haven't a clue.

- 9 "When was your last game?"
- 10 Dad asks thoughtfully.
- 11 "And after the game
- 12 Whom did you see?"

- 13 I pause in my tracks—
- 14 Dad's smart, it is true
- 15 But his questions don't lead
- 16 To my runaway shoe.

- 17 It's surely gone missing
- 18 There's clearly no hope.
- 19 I have to give up
- 20 Find somewhere to mope.

Directions: Read the poem and answer the questions that follow.



21 So I sit on the steps
22 And stare into the yard
23 Where Otis the dog
24 Serves as guard—

25 Then I notice that Otis
26 Has a new chew
27 With laces and treads—
28 Oh, no! It's my shoe!

Directions: Read the poem and answer the questions that follow.



In the online version of the test, the reading passage appears on the left side of the screen.

After looking at the title, the reader knows that this poem is about —

- A** hiding something
- B** finding something
- C** looking for something
- D** thinking about something

In the online version of the test, the reading passage appears on the left side of the screen.

What does pause mean in line 13?

- A** Try to remember
- B** Begin to ask questions
- C** Think about the past
- D** Stop for a short time

In the online version of the test, the reading passage appears on the left side of the screen.

In lines 17–20, the speaker can best be described as —

- A** scared
- B** upset
- C** angry
- D** lazy

In the online version of the test, the reading passage appears on the left side of the screen.

Where is the first place the speaker looks for the shoe?

- A** Under the sofa
- B** In the car
- C** In a sports bag
- D** Near the steps

In the online version of the test, the reading passage appears on the left side of the screen.

Based on the events in the poem, the shoe was most likely last worn —

- A** at school
- B** during a game
- C** at a friend's house
- D** in a friend's car

In the online version of the test, the reading passage appears on the left side of the screen.

Which question is answered in the poem?

- A** What is the dog's new chew toy?
- B** Why is the dog playing outside?
- C** What sport does the speaker play?
- D** When was the speaker's last game?


**Grade 3 Reading
Released Test Spring 2015
Answer Key**

Sequence Number	Item Type: Multiple Choice (MC) or Technology-Enhanced Item (TEI)	Correct Answer	Reporting Category	Reporting Category Description
1	MC	D	002	Demonstrate comprehension of fictional texts
2	MC	B	002	Demonstrate comprehension of fictional texts
3	TEI	<p>The correct answer must be used to complete the chart: “Danielle tries on the apron.”</p> <div style="border: 1px solid black; padding: 10px;"> <div style="display: flex; justify-content: space-between;"> <div style="border: 1px solid black; padding: 5px; width: 30%;"> <p style="font-size: small;">In the online version of the test, the reading passage appears on the left side of the screen.</p> </div> <div style="width: 65%;"> <p style="font-weight: bold; font-size: small;">Directions: Click and drag the correct answer to the box.</p> <p style="font-weight: bold; font-size: small;">Complete this flow chart.</p> <div style="margin-bottom: 10px;"> <div style="border: 1px solid gray; padding: 2px; text-align: center; width: 100%;">Danielle sees an apron inside the box.</div> <div style="text-align: center;">↓</div> <div style="border: 1px solid gray; padding: 2px; text-align: center; width: 100%;">Danielle thanks Martin and Madison.</div> <div style="text-align: center;">↓</div> <div style="border: 1px solid gray; padding: 2px; text-align: center; width: 100%;">Danielle tries on the apron.</div> <div style="text-align: center;">↓</div> <div style="border: 1px solid gray; padding: 2px; text-align: center; width: 100%;">Danielle leads Martin and Madison to the cupcakes.</div> </div> <div style="border: 1px solid gray; padding: 5px; background-color: #f0f0f0;"> <div style="border: 1px solid gray; padding: 2px; text-align: center; width: 100%;">Danielle looks at the edges of the apron.</div> <div style="border: 1px solid gray; padding: 2px; text-align: center; width: 100%;">Danielle finds bits of cloth in the laundry room.</div> <div style="border: 1px solid gray; padding: 2px; text-align: center; width: 100%;">Danielle sets the cupcakes on the table.</div> <div style="border: 1px solid gray; padding: 2px; text-align: center; width: 100%;">Danielle walks into her bedroom.</div> </div> </div> </div> </div>	002	Demonstrate comprehension of fictional texts
4	MC	D	002	Demonstrate comprehension of fictional texts

Sequence Number	Item Type: Multiple Choice (MC) or Technology-Enhanced Item (TEI)	Correct Answer	Reporting Category	Reporting Category Description
5	MC	D	002	Demonstrate comprehension of fictional texts
6	MC	A	002	Demonstrate comprehension of fictional texts
7	MC	C	001	Use word analysis strategies and word reference materials
8	MC	B	003	Demonstrate comprehension of nonfiction texts
9	MC	D	003	Demonstrate comprehension of nonfiction texts
10	MC	D	003	Demonstrate comprehension of nonfiction texts
11	MC	A	003	Demonstrate comprehension of nonfiction texts

Sequence Number	Item Type: Multiple Choice (MC) or Technology-Enhanced Item (TEI)	Correct Answer	Reporting Category	Reporting Category Description
12	TEI	<p>The correct answer must be selected: “Discover Ocean Plants”</p> <div style="border: 1px solid black; padding: 10px;"> <div style="border: 1px solid gray; background-color: #f0f0f0; padding: 5px; margin-bottom: 10px;"> Directions: Click on the correct shaded area. </div> <p>In an Internet search about oceans, which website would most likely have information about where red seaweed grows?</p> <div style="border: 1px solid gray; padding: 5px;"> <div style="display: flex; justify-content: space-between; align-items: center;"> <div style="border: 1px solid gray; padding: 2px;">Search: Oceans</div> <div style="text-align: right;">Results: 1–5 of 29,900,000</div> </div> <p>Life in the Ocean Learn about whales, dolphins, and many other creatures of the ocean . . .</p> <p>Ocean Habitats Learn to recognize the ocean homes of many types of fish . . .</p> <p>Discover Ocean Plants Find interesting facts about plants that live in the ocean . . .</p> <p>Photos of the Ocean Floor Follow a team of divers who take amazing pictures of the ocean floor . . .</p> <p>Foods From the Ocean Discover how food from the ocean ends up on people’s plates . . .</p> </div> <div style="border: 1px solid gray; padding: 5px; margin-top: 10px; width: fit-content;"> <p>In the online version of the test, the reading passage appears on the left side of the screen.</p> </div> </div>	001	Use word analysis strategies and word reference materials
13	MC	A	003	Demonstrate comprehension of nonfiction texts
14	MC	C	003	Demonstrate comprehension of nonfiction texts
15	MC	C	001	Use word analysis strategies and word reference materials
16	MC	A	003	Demonstrate comprehension of nonfiction texts
17	MC	D	003	Demonstrate comprehension of nonfiction texts

Sequence Number	Item Type: Multiple Choice (MC) or Technology-Enhanced Item (TEI)	Correct Answer	Reporting Category	Reporting Category Description
18	MC	B	003	Demonstrate comprehension of nonfiction texts
19	MC	B	003	Demonstrate comprehension of nonfiction texts
20	MC	B	001	Use word analysis strategies and word reference materials
21	TEI	<p>Both of the correct answers, and only these answers, must be selected: "carrot" AND "canal"</p> <div data-bbox="403 699 1400 1312" style="border: 1px solid black; padding: 10px;"> <p>Directions: You do not need to read a passage to answer the question. Read and answer the question. Click on the correct answers.</p> <p>Guide words: camera — cause</p> <p>Which two words would appear on the same page as these guide words?</p> <div style="display: flex; justify-content: space-around;"> <div style="border: 1px solid gray; padding: 2px;">carrot</div> <div style="border: 1px solid gray; padding: 2px;">cabin</div> <div style="border: 1px solid gray; padding: 2px;">calm</div> <div style="border: 1px solid gray; padding: 2px;">canal</div> <div style="border: 1px solid gray; padding: 2px;">cave</div> </div> </div>	001	Use word analysis strategies and word reference materials

Sequence Number	Item Type: Multiple Choice (MC) or Technology-Enhanced Item (TEI)	Correct Answer	Reporting Category	Reporting Category Description	
22	MC	D	002	Demonstrate comprehension of fictional texts	
23	MC	A	002	Demonstrate comprehension of fictional texts	
24	MC	D	002	Demonstrate comprehension of fictional texts	
25	MC	C	002	Demonstrate comprehension of fictional texts	
26	TEI	<p>The correct answer must be selected: the image of a raindrop</p> <div data-bbox="403 764 1404 1390" style="border: 1px solid black; padding: 10px;"> <div style="display: flex; justify-content: space-between;"> <div style="width: 45%; border: 1px solid gray; padding: 5px;"> <p>In the online version of the test, the reading passage appears on the left side of the screen.</p> </div> <div style="width: 50%; padding: 5px;"> <p>Directions: Click on the correct shaded place on the map.</p> <p>Based on the story, where does the map first lead the boys?</p>  </div> </div> </div>		002	Demonstrate comprehension of fictional texts
27	MC	B	002	Demonstrate comprehension of fictional texts	

Sequence Number	Item Type: Multiple Choice (MC) or Technology-Enhanced Item (TEI)	Correct Answer	Reporting Category	Reporting Category Description
28	TEI	<p>The answers must be placed in the correct order from top to bottom: searched; shouted; smiled; spend; steps</p> <div style="border: 1px solid black; padding: 10px; margin: 10px 0;"> <p style="text-align: center;">In the online version of the test, the reading passage appears on the left side of the screen.</p> </div> <div style="border: 1px solid black; padding: 10px; margin: 10px 0;"> <p>Directions: Click and drag the words to the correct boxes.</p> <p>Place these words in alphabetical order.</p> <div style="display: flex; align-items: center; gap: 20px;"> <div style="border: 1px solid gray; padding: 5px;">searched</div> <div style="border: 1px solid gray; padding: 5px;">shouted</div> <div style="border: 1px solid gray; padding: 5px;">smiled</div> <div style="border: 1px solid gray; padding: 5px;">spend</div> <div style="border: 1px solid gray; padding: 5px;">steps</div> <div style="width: 50px; height: 100px; background-color: #cccccc;"></div> </div> </div>	001	Use word analysis strategies and word reference materials
29	MC	A	003	Demonstrate comprehension of nonfiction texts
30	MC	C	003	Demonstrate comprehension of nonfiction texts
31	MC	C	003	Demonstrate comprehension of nonfiction texts
32	MC	B	003	Demonstrate comprehension of nonfiction texts
33	MC	B	003	Demonstrate comprehension of nonfiction texts

Sequence Number	Item Type: Multiple Choice (MC) or Technology-Enhanced Item (TEI)	Correct Answer	Reporting Category	Reporting Category Description
34	MC	C	003	Demonstrate comprehension of nonfiction texts
35	MC	C	002	Demonstrate comprehension of fictional texts
36	MC	D	001	Use word analysis strategies and word reference materials
37	MC	B	002	Demonstrate comprehension of fictional texts
38	MC	C	002	Demonstrate comprehension of fictional texts
39	MC	B	002	Demonstrate comprehension of fictional texts
40	MC	A	002	Demonstrate comprehension of fictional texts

Note: Items 1 through 19 are in the first section of the test. Items 20 through 40 are in the second section of the test.

Spring 2015 Released
Grade 3 Reading Standards of Learning Test
Total Raw Score to Scaled Score Conversion Table

Total Raw Score If you get this many items correct:	Total Scaled Score Then your converted scaled score is:
0	0
1	119
2	164
3	192
4	212
5	229
6	243
7	255
8	266
9	276
10	285
11	294
12	302
13	310
14	318
15	326
16	333
17	340
18	347
19	354
20	361
21	368
22	375
23	382
24	390
25	397
26	405
27	413
28	421
29	429
30	438
31	448
32	458
33	469
34	482
35	496
36	513
37	533
38	561
39	600
40	600

A **total raw score** (left column) is converted to a **total scaled score** (right column). The total scaled score may range from 0 to 600.

A scaled score of 400 or more means the student passed the SOL test, while a scaled score of 399 or less means the student did not pass the test. A scaled score of 500 or more indicates the student passed the SOL test at an advanced level.

